

අන්තර්ජාලය හරහා ගෙවීමේ පිවිසුම් මාර්ගය இணையத்தளம் ஊடாக கொடுப்பனவு செலுத்தும் முறை **How to Do Online Payment**

අන්තර්ජාලයේ **කොටුකර** දක්වා ඇති පරිදි එම **බාර් එක** තුළ www.colombo.mc.gov.lk ලෙස ටයිප් කර සෙවීමක් කරන්න.

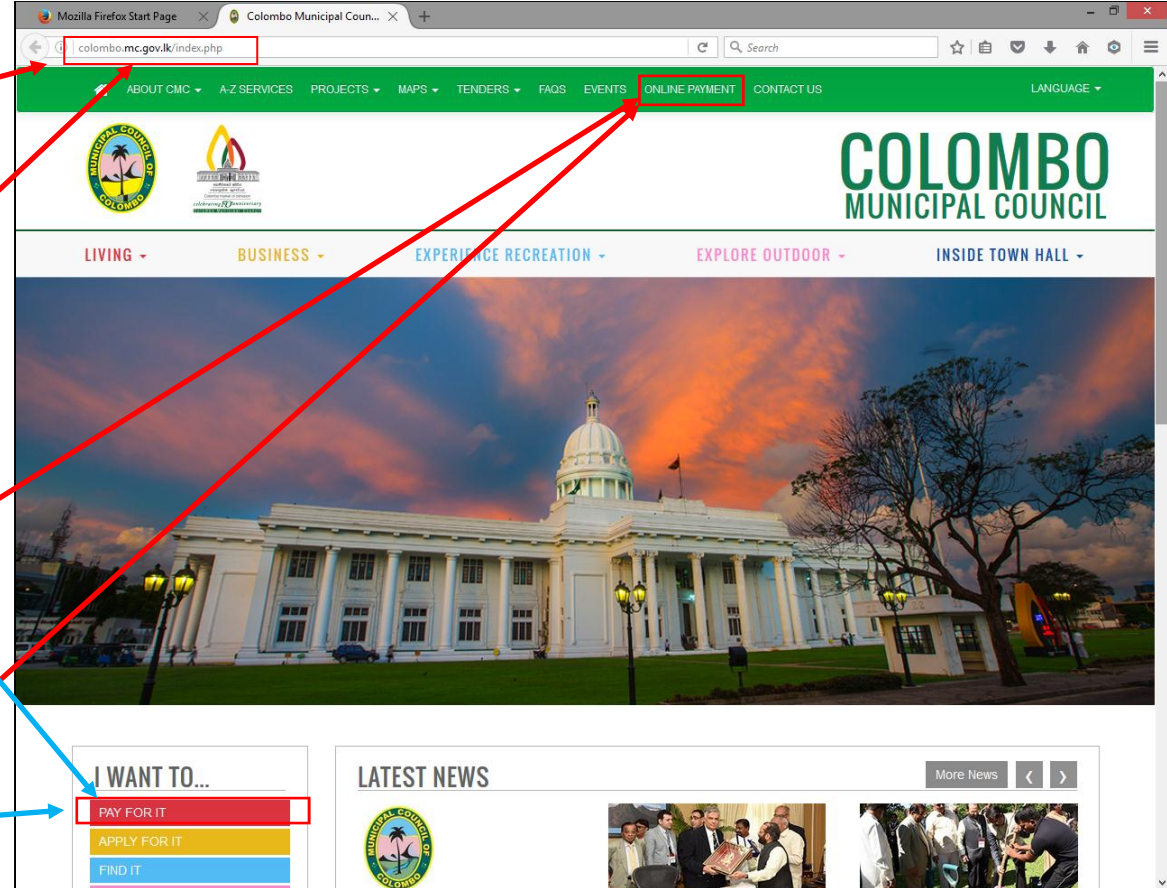
இணையத்தளத்தில் பெட்டிக்குள் காட்டப்பட்ட விதத்தில் அந்த Bar இல் www.colombo.mc.gov.lk என Type செய்து தேடவும்.

Type the **Search Bar** www.colombo.mc.gov.lk and Click the Search Button.

පසුව **“ONLINE PAYMENT”** මත මවුසය ඔබන්න නැතිනම් **“PAY FOR IT”** මත මවුසය ඔබන්න.

பின்னர் **“ONLINE PAYMENT”** என்பதன் மேல் மவுசை அழுத்தவும். அல்லது **“PAY FOR IT”** என்பதன் மேல் மவுசை அழுத்தவும்

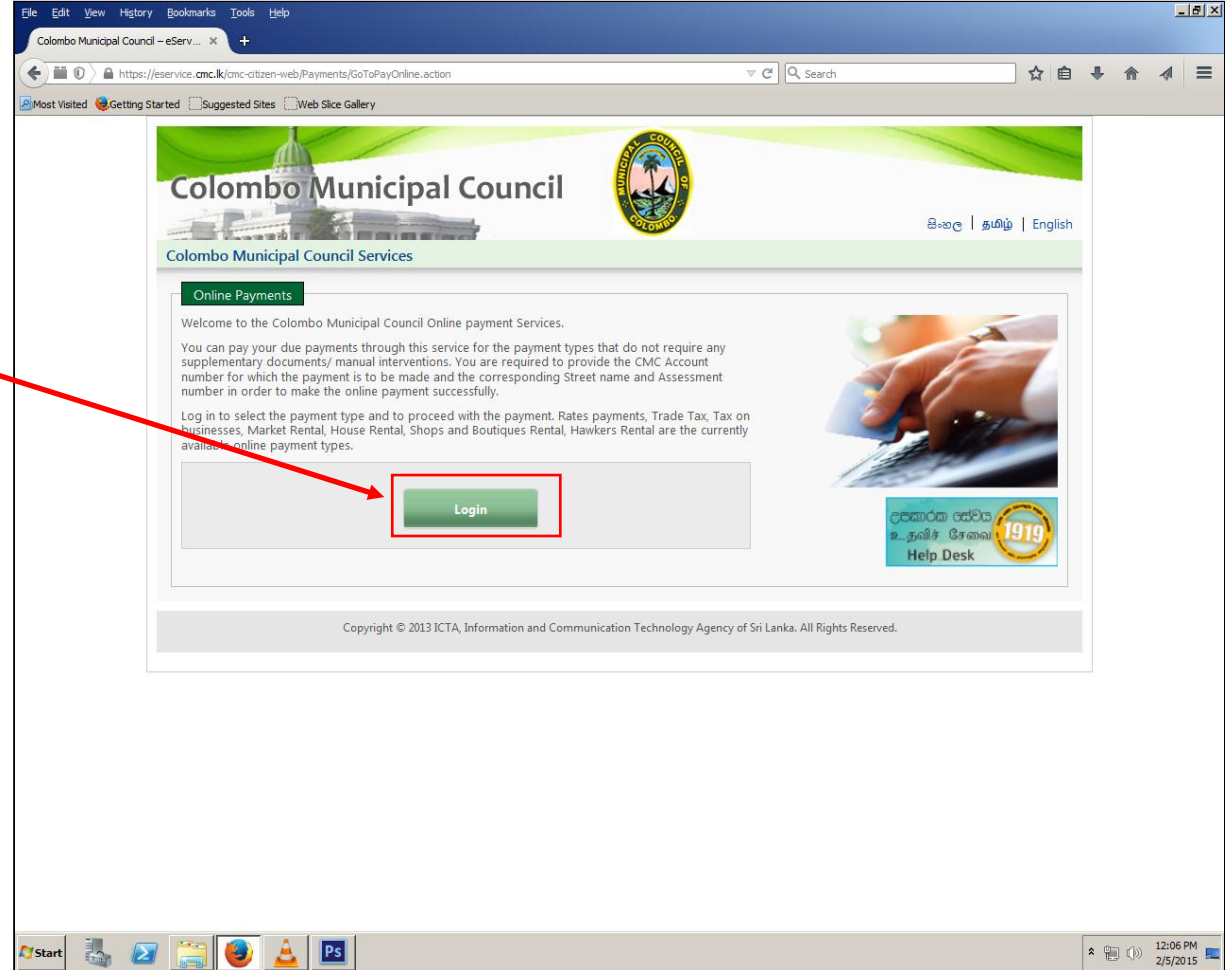
Click the **“ONLINE PAYMENT”** or Click the **“PAY FOR IT”**



දැන් “Login” බොත්තම ඔබන්න.

“Login” பொத்தானை அழுத்தவும்.

Click “Login” Button

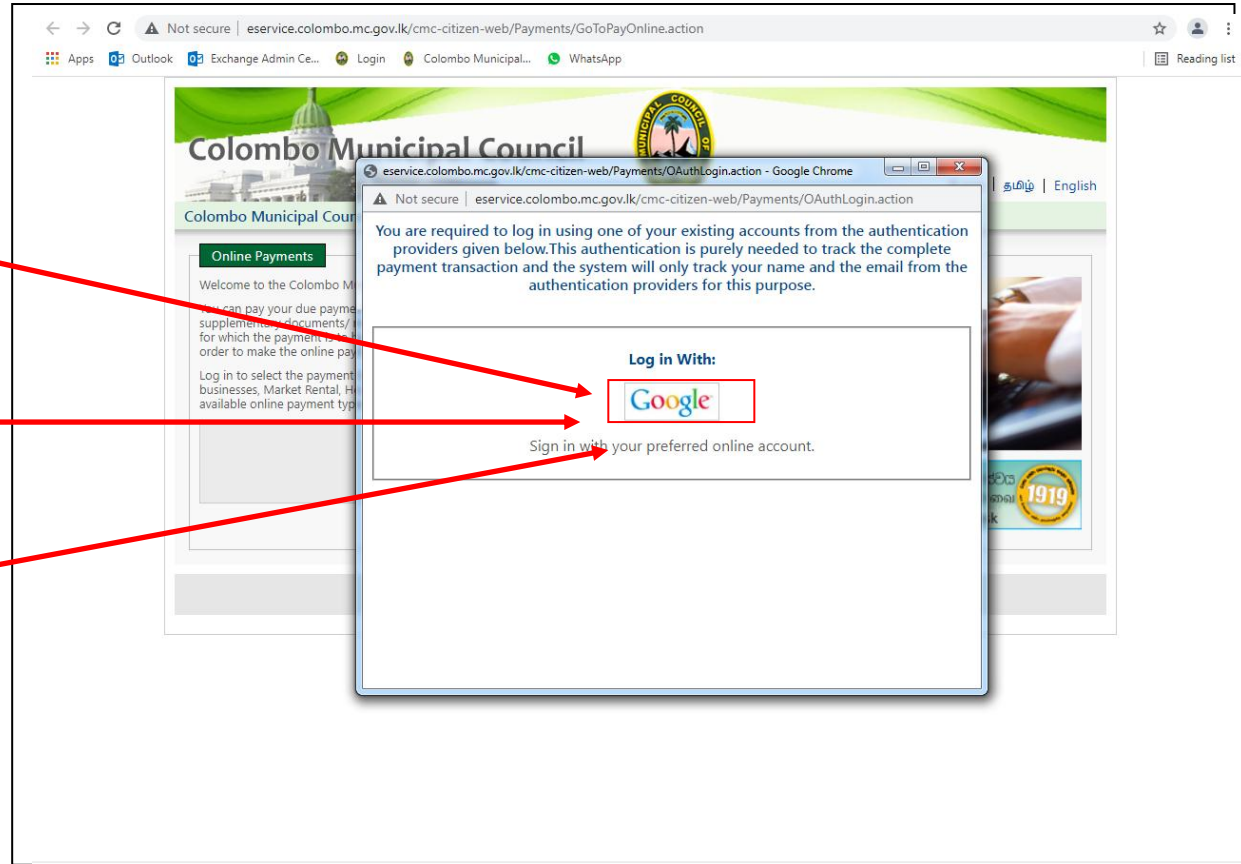


The screenshot shows a web browser window displaying the Colombo Municipal Council eService page. The page title is "Colombo Municipal Council" and the URL is "https://eservice.cmc.lk/cmc-citizen-web/Payments/GoToPayOnline.action". The page features a header with the council's logo and name, and a navigation menu with options for Sinhala, Tamil, and English. The main content area is titled "Colombo Municipal Council Services" and includes a section for "Online Payments". This section contains a welcome message and instructions for using the online payment service. A prominent green "Login" button is highlighted with a red rectangular box, and a red arrow points from the text "Click 'Login' Button" to this button. The footer of the page includes a copyright notice for ICTA, Sri Lanka, dated 2013.

ඔබට “Google,” වලින් E-mail ගිණුමක් ඇතිනම් එම ගිණුම මත පිවිසෙන්න.

உங்களுக்கு “Google,” மூலம் E-mail Account இருப்பின் அந்த Account இற்கு உட்பிரவேசிக்கவும்.

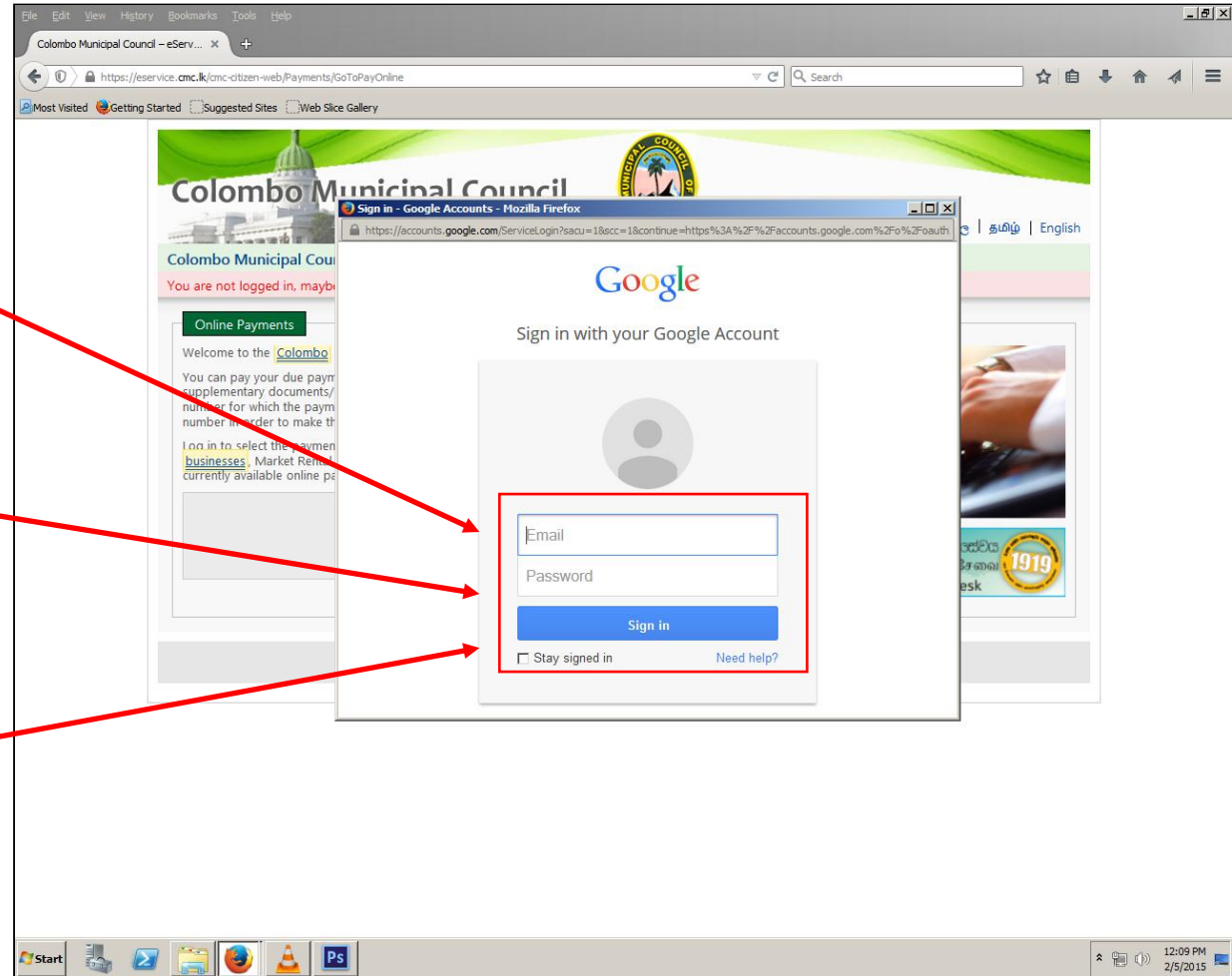
Need to have a account from these types Click to “Google” E-mail Account

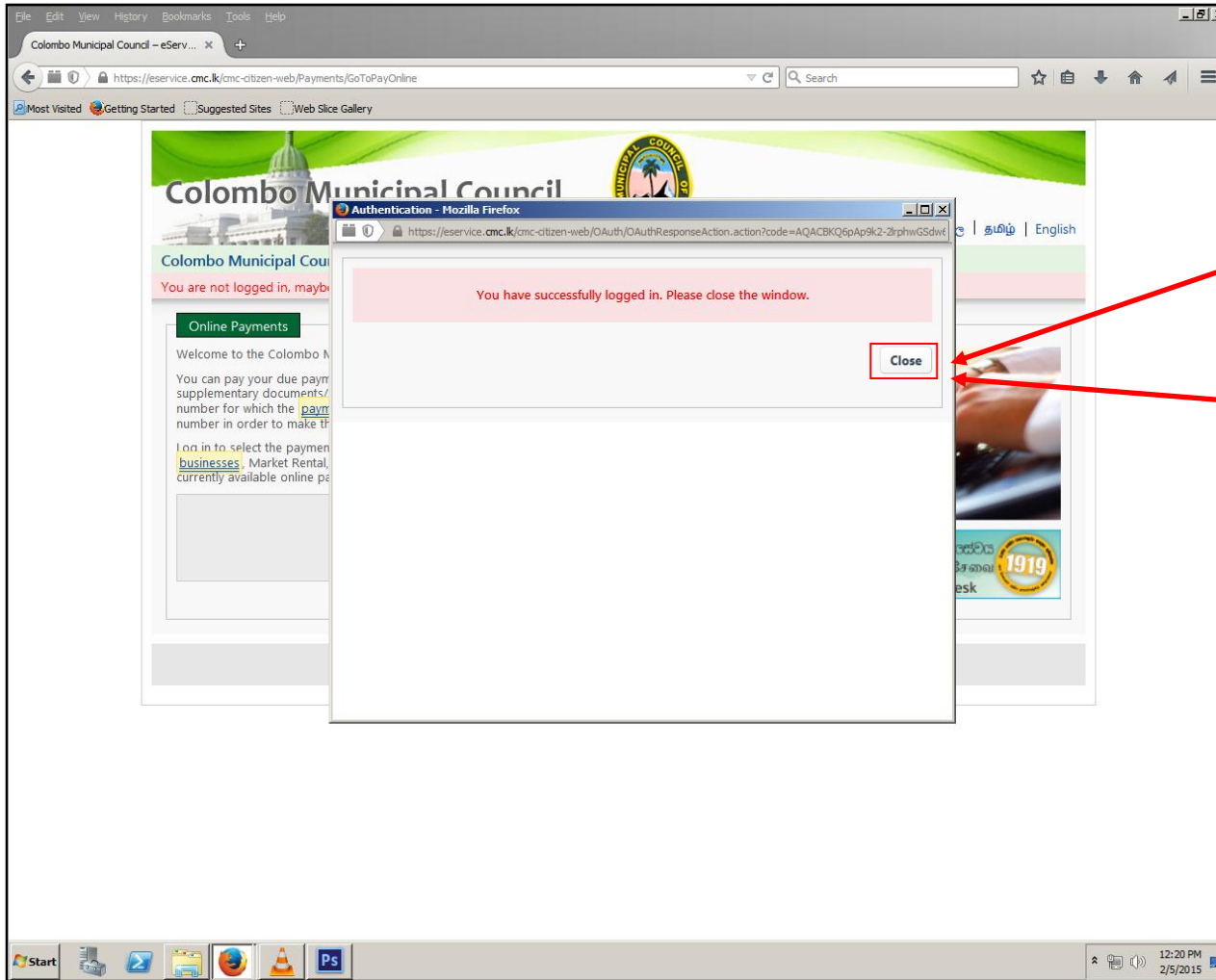


අදාළ E-mail ගිණුමේ නම හා එහි රහස් වචනය දී “Sign in” බොත්තම ඔබන්න.

உரிய E-mail கணக்கின் பெயர் மற்றும் அதன் இரகசிய பதத்தை பயன்படுத்தி “Sign in” பொத்தானை அழுத்தவும்.

Type the E-mail Name and Password and after click to “Sign in” button





පසුව ලැබෙන තිරයේ ඇති
“Close” බොත්තම ඔබාගන්න.

இதன் பின்னர் கிடைக்கும்
திரையில் உள்ள “Close”
பொத்தானை அழுத்தவும்.

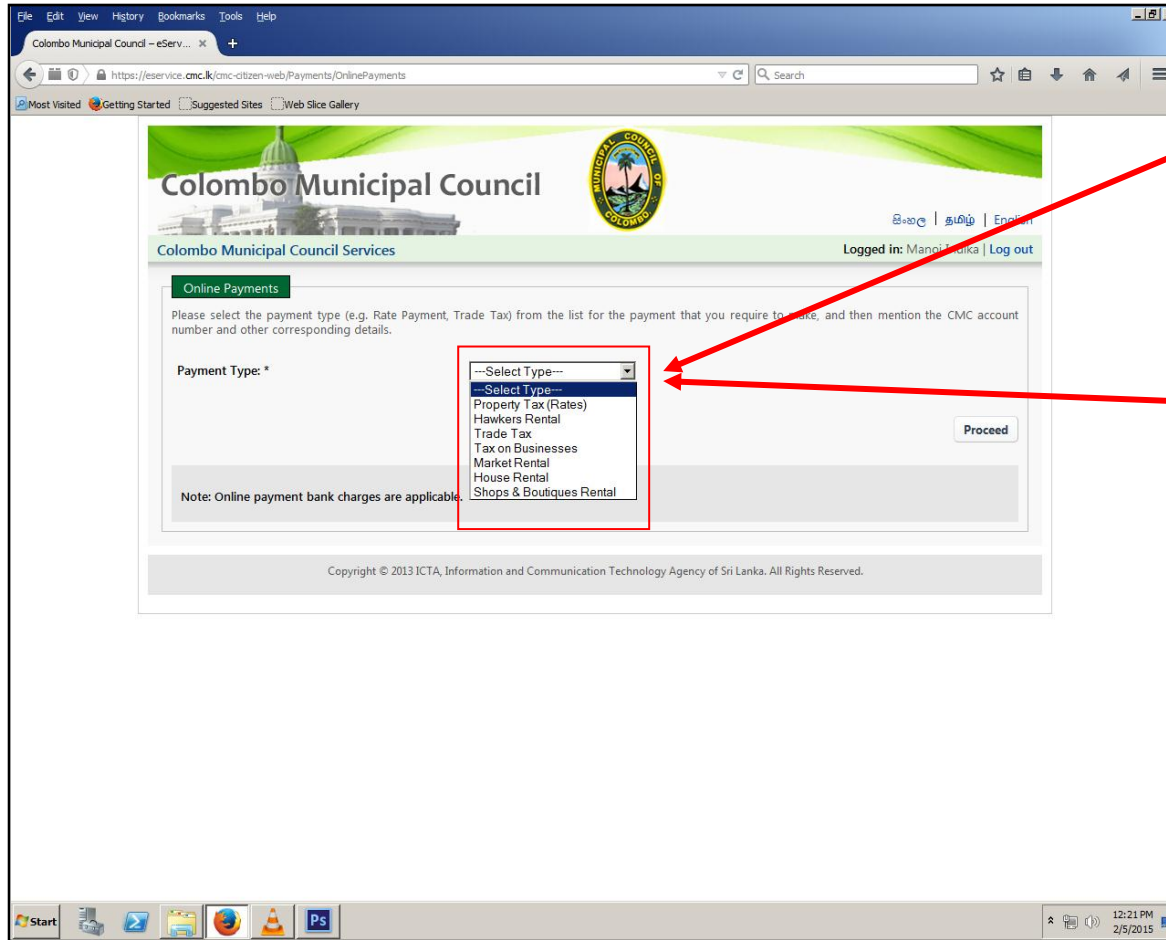
Click “Close” button



“Proceed” යන බොත්තම
ඔබගෙන්.

“Proceed” எனும்
பொத்தானை அழுத்தவும்.

Click “Proceed” button



ඔබ ගෙවීමට යන්නේ කුමන
බද්දක්ද යන්න ▼
(ත්‍රිකෝණය මත ඔබාගැනීමෙන්)
තෝරාගන්න

நீங்கள் செலுத்துவதற்கு
உத்தேசிப்பது எந்த வரி
என்பது பற்றி ▼
(முக்கோணத்தின் மேல்
அழுத்துவதன் மூலம் தெரிவு
செய்யுங்கள்.)

Select the **Dropdown** list and
after select payment type

Colombo Municipal Council

Colombo Municipal Council Services

Online Payments

Please select the **payment** type (e.g. Rate Payment, Trade Tax) from the list for the payment that you require to make, and then mention the number and other corresponding details.

Payment Type: *

Account Number: * Sample Format: 9747460

Street Name: * Ward

Assessment Number: * Sample Format: 21 /11A, 88 A, 112 /3, 13

Note: Online payment bank charges are applicable.

Proceed

Copyright © 2013 ICTA, Information and Communication Technology Agency of Sri Lanka. All Rights Reserved.

මෙම ගොථමය පිරවීමේදී මූලිකම ගිණුම් අංකයන් දෙවනුව විදියේ නමක් එම විදියට අදාළ වන කොට්ඨාශයන් තේරිය යුතුය වෙනුව වැදගත් වන දේ නම් කක්සේරු අංකය දීමේදී සිදු කරන ලබන වැරදිය එනම් පහත නිදසුන බලන්න.

හරි විදිය :- 120 /1 2/3, 2A /3, 203 /A,
50 /2 /8

වැරදි විදිය :- 120/1 2/3, 2A/3, 203/A,
50/2/8

இந்த படிவத்தை நிரப்பும் போது முதலில் கணக்கு இலக்கத்தையும் இரண்டாவதாக பாதையின் பெயரையும் அந்த பாதை உரித்தாகும் மாநகர பிரிவையும் தெரிவு செய்ய வேண்டும். மூன்றாவது முக்கியமான விடயம் என்னவெனில் வரி மதிப்பீட்டு இலக்கத்தை கொடுக்கும் போது செய்யப்படுகின்ற பிழை அதாவது கீழே உள்ள உதாரணத்தை பார்க்கவும்.

சரியானது:- 120 /1 2/3, 2A /3, 203 /A,
50 /2 /8

பிழையானது:-120/1 2/3, 2A/3, 203/A,
50/2/8

First fill the Account Number, Second fill the Street Name and Ward Name and Third fill Assessment Number

Important

Correct Assessment Number: - 120 /1 2/3, 2A /3, 203 /A
(Type with space)

Wrong Assessment Number: - 120/1 2/3, 2A/3, 203A
(Type without space)

Colombo Municipal Council - eServ...

https://eservice.cmc.lk/cmc-citizen-web/Rates/SelectPayments

Colombo Municipal Council

Colombo Municipal Council Services

Logged in: Manoj Indika | Log out

Property Tax (Rates) - Select Payments

Due balances for each quarter and total arrears amounts are displayed below. Please mark the check box next to each payment period for which you wish to make the payment.

05 February 2015 09:09:25 Due values as of

Account Number: 123456789
 Date: 05 Feb 2015
 Street Name: NORRIS CANAL ROAD-KUPPIYAWATTE-WEST
 Assessment Number: 120 /1 2/3

	Rates	Balance	Warrant Cost	Total Due	Select Payment(s)
Arrears		0.00	-	0.00	<input type="checkbox"/>
2015 <u>Quarter</u> 1	22,715.00	0.00	0.00	0.00	<input type="checkbox"/>
2015 Quarter 2	22,715.00	0.00	0.00	0.00	<input type="checkbox"/>
2015 <u>Quarter</u> 3	22,715.00	21,579.25	0.00	21,579.25	<input checked="" type="checkbox"/>
2015 Quarter 4	22,715.00	22,715.00	0.00	22,715.00	<input type="checkbox"/>
Total (Rs):				44,294.25	

Notes:
 i) Discounts on Rates:
 10% discount for full-year rates payment, if paid on or before January 31 of year.
 5% discount for full payment for a quarter, if paid before end of first month of quarter.
 ii) Bank Charges are applicable for online payments.

මෙහිදී ඔබ ගෙවීමට යන කාර්තුවේ හෝ හිඟ මුදල හෝ යන ස්ථානයට අදාල කොටුවේ හරි ලකුණ ✓ දමා **Proceed** යන ස්ථානය ඔබාගන්න නැති නම් **Back** යන ස්ථානය එබීමෙන් පෙර මෙනු එකට යා හැක.

இங்கு நீங்கள் செலுத்துவதற்கு உத்தேசிக்கும் காலாண்டு அல்லது நிலுவைப்பணத்திற்குரிய கூட்டில் ✓ இட்டு **Proceed** எனும் இடத்தை அழுத்தவும். இல்லை என்றால் **Back** எனும் இடத்தை அழுத்தி முன்னர் இருந்த மெனுவுக்கு செல்ல முடியும்.

Select your Payment in the check box (Quarter or Arrears) after click **Proceed** button. If you want to go to previous menu click the **Back** Button

Colombo Municipal Council - eServ... X

https://eservice.cmc.lk/cmc-citizen-web/Rates/foadpaymentbreakdown

Colombo Municipal Council

Colombo Municipal Council Services

Logged in: Manoj Indika | Log out

Property Tax (Rates) Payment - Enter Payment

The total due amount for the selected quarters is shown in the **Payment for selected** quarters text box. You can edit the displayed value and insert a different payment amount if required. The inserted value will be allocated between selected quarters starting from the oldest quarter to the newest. The total arrears due is shown in the **Arrears Payment** text box. You can edit and insert a different value if required.

You can make an advance payment by entering a value in the Advance Payment text box.

Account Number: 123456789
 Date: 05 Feb 2015
 Street Name: NORRIS CANAL ROAD-KUPPIYAWATTE-WEST
 Assessment Number: 120 /1 2/3

	Rates	Total Due	Discount	Payment Amount (Rs.)
2015 Quarter3	22,715.00	21,579.25	-1135.75	20,443.50
Payment for selected quarters:				20443.50
Advance Payment:				

Proceed Back

Notes:
 Online payment bank charges are applicable.
 Quarterly total payables are calculated based on the yearly and quarterly discount values where applicable.

Copyright © 2013 ICTA, Information and Communication Technology Agency of Sri Lanka. All Rights Reserved.

ඔබේ ගෙවීම් ප්‍රමාණය හරි නම් **Proceed** යන ස්ථානය ඔබගෙන්. නැති නම් **Back** යන ස්ථානය එබීමෙන් පෙර මෙනු එකට යා හැක.

உங்களுடைய கொடுப்பனவு செலுத்தும் தொகை சரி என்றால் **Proceed** எனும் இடத்தை அழுத்தவும். இல்லை என்றால் **Back** எனும் இடத்தை அழுத்தி முன்னர் இருந்த மெனுவுக்கு செல்ல முடியும்.

Check your payment and after click **Proceed** button. You can press **Back** to go to previous menu

Colombo Municipal Council

Colombo Municipal Council Services

Logged in: Manoj Indika | Log out

Property Tax (Rates) Payment- Payment Summary

Please refer the below payment preview and **confirm** if you want to proceed with the payment.

Account Number: 123456789
 Date: 05 Feb 2015
 Street Name: NORRIS CANAL ROAD-KUPPIYAWATTE-WEST
 Assessment Number: 120 / 1 2/3

	Rates	Total Due	Discount	Payment Amount (Rs.)
2015 Quarter3	22,715.00	21,579.25	-1,135.75	20,443.50
Payment for selected quarters:				20,443.50
Total:				20,443.50

Discount Details:
 2015 Quarter3 : Rs. 1,135.75 based on 5.00 % quarterly discount.

Buttons: **Confirm & Pay**, Back, Cancel

Notes:
 Online payment bank charges are applicable.

Copyright © 2013 ICTA, Information and Communication Technology Agency of Sri Lanka. All Rights Reserved.

ඔබේ ගෙවීම් ප්‍රමාණය හරි නම් **Confirm & Pay** යන ස්ථානය ඔබාගන්න. නැති නම් **Back** යන ස්ථානය එබීමෙන් පෙර මෙනු එකට යා හැක. එසේ නැතිනම් **Cancel** යන ස්ථානය එබීම මගින් ගෙවීම අවලංගු කළ හැක.

உங்களுடைய கொடுப்பனவு தொகை சரி என்றால் **Confirm & Pay** எனும் இடத்தை அழுத்தவும். இல்லை என்றால் **Back** எனும் இடத்தை அழுத்தி முன்னர் இருந்த மெனுவுக்கு செல்ல முடியும். அவ்வாறு இல்லை என்றால் **Cancel** எனும் இடத்தை அழுத்துவது மூலம் செல்லுபடியற்றதாகவும் முடியும்.

Check your payment and after click **Confirm & Pay** button. You won't to go previous menu click the **Back** button. You can cancel this payment by press **Cancel** Button

Colombo Municipal Council

Terms and Conditions.

- Refunds that will be made due to service not delivered/cancelled, will be made to original credit/debit card or device.
- Convenience fee charged for the financial services provided through Lanka Gate initiative is not refundable.
- All the payment related information will be collected and kept with the relevant banks while the rest of the user information that had been collected here is for the use of Lanka Gate.

Note: If you wish to use a Debit Card, please make sure that the Debit Card supports on-line payments, and necessary configurations are done. You may contact the issuing bank for verification.

I ACCEPT

Choose your Payment Method:

Select PG

Select PG
Dialog eZCash
AMEX(NTB IPG)
Any Visa/Master Card(Sampath IPG)

Back Cancel Proceed

LGPS LANKA GOVERNMENT PAYMENT SERVICE Powered by ICTA ideas actioned

පලමුව ඔබට ගෙවීමට අවශ්‍ය නම් **I Accepts** යන්න තෝරාගන්න.

1. ඕනෑම **Credit, Master or Visa Card** සඳහා **සම්පත් බැංකුව** තෝරාගන්න.

2. **Amex Card** සඳහා **NTB බැංකුව** තෝරාගන්න.

3. ඩයලොග් **eZ-cash**, සඳහා **ඩයලොග්** තෝරාගන්න.

Proceed බොත්තම ඔබන්න.

முதலில் உங்களுக்கு கொடுப்பனவு செலுத்த தேவை என்றால்

Accepts என்பதை தெரிவு செய்யவும்.

1. **Credit, Master** அல்லது **Visa Card** இற்காக சம்பத் வங்கியை தெரிவு செய்யவும்.

2. **Amex Card** இற்காக வங்கியை தெரிவு செய்யவும்.

3. டயலோக் **eZ-cash** இற்காக டயலோக் தெரிவு செய்யவும்.

Proceed எனும் இடத்தை அழுத்தவும்.

If you need to make a payment First Select the **I Accepts**

1. For every **Credit, Master or Visa** cards click **Sampath Bank**

2. For **Amex cards** click **NTB Bank**

3. For Dialog **eZ-cash** click **Dialog**

Click the **Proceed** Button



මෙහිදී **Pay Now** යන ස්ථානය එබිමෙන් ගෙවීමේ ඉදිරියට යා හැක. නැතිනම් **Cancel** තේරීම මගින් ගෙවීම අවලංගු කළහැක.

இங்கு **Pay Now** எனும் இடத்தை அழுத்தவதன் மூலம் கொடுப்பனவு செலுத்தலை முன்னெடுக்க முடியும். இல்லை என்றால் **Cancel** தெரிவு செய்வதன் மூலம் கொடுப்பனவு செலுத்தலை செல்லுபடியற்றதாக்கவும் முடியும்.

Click the **Pay Now** Button or by pressing **Cancel** Button you can cancel the payment

The screenshot displays a web browser window with the URL <https://paycorp-smp.prod.aws.paycorp.lk/webinterface/app/payment?reqid=eYGF2pzZRvSZgaKEqap>. The main content is a payment form for Sampath Bank, featuring the bank's logo and the tagline "WE PRESENT YOUR FUTURE". The form includes the following fields:

- Card Number:** A text input field with a card icon on the left and a placeholder "**** *".
- Expiry:** A text input field with a placeholder "MM/YY".
- CVC:** A text input field with a placeholder "***".
- Name on Card:** A text input field with a placeholder "eg. First Last".
- Amount (Rs):** A text input field with a placeholder "102.00".

Below the form is a prominent orange "Submit" button. At the bottom of the page, it is noted "Powered by Paycorp" with the Paycorp logo, and logos for "VISA" and "mastercard" are also present.



අවසානයේ ලැබෙන ෆෝම්ගේ ගෙවීමට යන කාර්ඩ් එකේ විස්තර පුරවා **Submit** යන ස්ථානය එබීමෙන් ගෙවීම සිදුකළ හැක.

இறுதியில் கிடைக்கும் படிவத்தில் கொடுப்பனவு செலுத்த உத்தேசிக்கும் அட்டையில் விபரங்களை நிரப்பி **Submit** எனும் இடத்தை அழுத்தவதன் மூலம் கொடுப்பனவு செலுத்த முடியும்.

Finally fill the card details then press the **Submit** button, your payment will be completed

Online Payment - Payment Receipt

Transaction successfully completed. The receipt is sent to sperera@gmail.com. Please click on Print button to print the receipt. Click on close button to go back to the main menu.

Online Payment Receipt

Ward: MATTAKKULIYA **Transaction No:** 11100484
Assessment No: **Date:** 02 July 2013
Account No: **Payment Type:** Rates Payment

Quarter	Rates	WarrentCost/ -Discount	Amount	
			Rs.	Cts.
Arrears			5000	00
2008/1	1000.00	W 100.00	1100	00
2008/2	1000.00	W 100.00	1100	00
2008/3	1000.00	D -50.00	950	00
2008/4	1000.00	D -50.00	950	00
Bank Charges			50	00
Total			9150	00

නිවැරදිව ගෙවීම සිදුකළ පසු ඉහත දැක්වෙන ආකාරයට රිසිට් පතක් ඔබට දිස්වේ එමෙන්ම මෙහි පිටපතක් ඔබ මෙම ගෙවීම සිදුකිරීම සඳහා Login වූ ඊ-මේල් ලිපිනයටද ලැබේ

சரியான கொடுப்பனவு செலுத்தலை செய்த பின்னர் மேற்படி தரப்பட்டுள்ள வகையிலான பற்றுச்சீட்டு ஒன்று உங்களுக்கு காணக்கூடியதாக இருக்கும். அது போன்று இதன் பிரதியொன்று நீங்கள் இந்த கொடுப்பனவு செலுத்துவதற்காக Login e-mail செய்த மின்னஞ்சலுக்கும் கிடைக்கும்.

විශේෂ සටහන :-

ඉහත ආකාරයේ රිසිට්පතක් ඔබගේ තිරයේ දිස් නොවුනහොත් ඔබගේ ගෙවීම අසාර්ථක බව කාරුණිකව සලකන්න

முக்கிய குறிப்பு: மேலே தரப்பட்ட முறையில் பற்றுச்சீட்டு ஒன்று தங்களின் திரையில் காணப்படவில்லை என்றால் உங்களின் கொடுப்பனவு செலுத்தல் உரிய முறையில் நடைபெறவில்லை என தயவு செய்து கவனத்தில் கொள்ளவும்.

If the payment has successfully done will display the paid receipt also forward a copy to your Login e-mail address

Special Note :-

If you could not display this type of payment receipt, please not that your payment has not successfully done